

Objective Human Tests Expose Major Impact of Perceptible Floor Vibration on Cognition

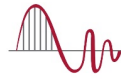
Aleksandar Pavic, University of Exeter, UK / Full Scale Dynamics Ltd., Colyton, UK, et al.

Abstract

A brand new and worldwide unique US\$7m+ human factors research facility, VSimulator, was opened in 2022 and used for the first time in the context of floor vibration serviceability. The presentation describes the background to the problem of human vibration in buildings, the VSimulator machine, the testing protocol employed, and the pilot data gathered and analysed pertinent to the visual search cognitive tests carried out. This pioneering work, the first of its kind, was carried out on a group of 12 test subjects.

The pilot data presented here indicate that increasing the VSimulator vertical floor vibration had a considerable effect on the scores from a visual search test that measured participants' focused attention. The affected scores indicate a potentially significant reduction in the cognitive performance of the test subjects with the increasing level of floor vibration. Specifically, the following two conclusions could be made based on the pilot data:

1. A binary pass-fail criterion, used until now by structural engineers to design floors to have satisfactory vibration serviceability, may be fundamentally flawed. This is because the VSimulator tests demonstrated that any level of perceptible floor vibration can increase the thinking time to complete the task, indicating reduced cognitive performance.
2. Frequently occurring perceptible but - according to design guidelines - 'acceptable' vibration levels will render longer periods when the cognitive ability of the floor occupants is reduced. This, in turn, may mean that 'acceptable' but frequently occurring floor vibration can harm the productivity of office workers more than the same levels of vibration less frequently occurring.



Objective Human Tests Expose Major Impact of Perceptible Floor Vibration on Cognition

Aleksandar Pavic^{1,2,3}

Ahmed Mohammed²

Ian Walker⁴

Alessandro Margnelli⁵

Iason Pelekis⁵

¹University of Exeter, Engineering Department, Kay Building, Exeter, EX4 4QF, UK

²Full Scale Dynamics Ltd, The Innovation Centre, 217 Portobello, Sheffield, S1 4DP, UK

³Co-Founder and Technical Consultant, CALMFLOOR.com, email: a.pavic@calmfloor.com

⁴School of Psychology, Swansea University, Swansea SA2 8PP, UK

⁵AKT II, White Collar Factory 1, Old Street Yard, London, EC1Y 8AF, UK

ABSTRACT

A brand new and worldwide unique US\$7m+ human factors research facility, VSimulator, was opened in 2022 and used for the first time in the context of floor vibration serviceability. The paper describes the background to the problem of human vibration in buildings, the VSimulator machine, the testing protocol employed, and the pilot data gathered and analysed pertinent to the visual search cognitive tests carried out. This pioneering work, the first of its kind, was carried out on a group of 12 test subjects.

The pilot data presented here indicate that increasing the VSimulator vertical floor vibration had a considerable effect on the scores from a visual search test that measured participants' focused attention. The affected scores indicate a potentially significant reduction in the cognitive performance of the test subjects with the increasing level of floor vibration. Specifically, the following two conclusions could be made based on the pilot data:

1. A binary pass-fail criterion, used until now by structural engineers to design floors, may be fundamentally flawed. This is because the VSimulator tests demonstrated that *any* level of perceptible floor vibration can increase the thinking time to complete the task, indicating reduced cognitive performance.
2. Frequently occurring perceptible but - according to design guidelines - 'acceptable' vibration levels will render longer periods when the cognitive ability of the floor occupants is reduced. This, in turn, may mean that 'acceptable' but frequently occurring floor vibration can harm the productivity of office workers more than the same levels of vibration less frequently occurring.

Keywords: Floor vibration serviceability, vertical floor vibration, human factors in buildings, VSimulator, visual search test, cognitive ability of occupants of perceptibly vibrating floors.

INTRODUCTION

As construction materials and techniques improve, yielding stronger yet lighter building floor structures, and as architectural trends favour open-plan, slender, and transparent designs, modern floors - although robust and strong enough - are increasingly lightweight. Consequently, following basic principles of physics, such as *Newton's Second Law*, these floors with lower mass than before tend to vibrate more than before during everyday activities like walking.

This shift means that, somewhat surprisingly, *floor vibration serviceability* is taking precedence over structural strength when determining modern building floors' size, span, and weight.

Every *vibration serviceability* problem can be broken down into three components: *vibration source*, *path*, and *receiver* (International Organization for Standardization, 2007). For building floors, the *receiver* is most often the human occupants. Among these three components, the *effect* of vertical floor vibrations on humans remains the least researched and understood (Pavic and Reynolds, 2002).

However, strong evidence is emerging that the current set of building design standards, which propose upper limits for vertical floor vibrations *affecting* human occupants, is both unreliable and unfit for purpose (Wong and Wesolowsky, 2019). Supporting this, one-quarter of surveyed floor designers report that building users complain about excessive vibrations, even when the floors, on paper, comply with published *floor vibration serviceability* guidelines (Pavic, 2019).

Humans spend 90% of their lives indoors, maintaining constant physical contact with building floors - whether standing, sitting, or lying down. As such, floors are unique civil engineering structures that people physically interact with most frequently. When floor vibration governs this interaction, it significantly affects both the structure's design and human occupants. Shorter, stiffer, and heavier floors vibrate less, making them more acceptable to occupants. However, these floors have always been less desirable for owners and architects due to higher costs and reduced flexibility, which can decrease the building's asset value (Buxton, 2016).

The *UN* estimates that an additional 230 bn m² of new floors will be needed globally by 2060 - equivalent to adding a city the size of Paris every week (UNEP, 2017). That is roughly doubling the 2020 worldwide stock of building floors. Each 1 m² of new floor generates approximately 500 kg of energy-related embodied carbon (CO₂e), averaging at 3.6 bn tonnes of CO₂e per year—about 10% of the world's total energy-related embodied carbon (Orr, 2018), five times more than aviation. Surprisingly, this figure depends largely on how floors are designed to control vibrations, which in turn directly affects human occupants of buildings.

Considering such a huge environmental impact of constructing building floors whose design is governed very much by the effect of floor vibration on human occupants of buildings,

there is an urgent need to understand better the effect of floor vibration on humans and improve the existing design guidance.

GUIDELINES FOR HUMAN VIBRATION IN BUILDINGS

So, what is the problem with the current guidelines for human vibration in buildings? In his seminal work, Griffin (1990) summarizes research up to 1990 and explains the basis for key standards like those from the *British Standards Institution* (BSI, 1992) and the *International Organization for Standardization* (ISO, 1989). These standards form the foundation of most modern guidelines on acceptable vertical floor vibrations used nationally and internationally around the world.

Griffin (1990, p. 221) notes that the total absence of vibration in buildings is impossible, stating that:

“Comfort or ‘a conscious well-being’ within a building merely requires the absence of ‘perceptible’ vibration for most of the time.”

The lower threshold of subjectively unacceptable vibration is defined by the point at which it becomes perceptible. However, acceptable vibration levels can vary significantly depending on factors like building type (residential, office, etc.), activities of the humans as the floor vibration receivers (sedentary or moving), sound or noise levels in the floor environment, and occupants' familiarity with the vibration. Figure 1 (Griffin, 1990) illustrates the complexity of determining human responses to building vibrations, highlighting the interconnections of various factors involved.

Interestingly, looking at the significant body of research presented by Griffin (1990) and, towards the end of the flow chart in Figure 1, very few of these *consequences* and *responses* are *quantified* in design standards and guidelines. This is clearly needed to address the shortcomings of existing design guidance, which increasingly results in unsatisfactory floor vibration serviceability.

QUANTIFYING EFFECTS OF VERTICAL FLOOR VIBRATION

Looking at the comprehensive model presented in Figure 1, this study focused on quantifying “Interference with activities”. This particular consequence appears to be quite relevant and there is almost no published research on that particular effect of vertical floor vibration on its human occupants.

Vertical floor vibrations are particularly important for office buildings which tend to feature long open-plan areas that are prone to excessive vibration due to humans walking across the floor (Murray et al., 2016). In offices, people do cognitive tasks involving computers and vibrating computer screens suspended from arms that tend to amplify mechanically the floor vibrations. In this context, interference with the cognition of office workers exposed to floor vibration is of particular interest considering its potentially direct link with work productivity. Despite its seemingly great strategic value and importance, to the best

knowledge of the authors of this paper, the cognitive angle of vertical floor vibration and its effects on humans was *never* investigated previously.

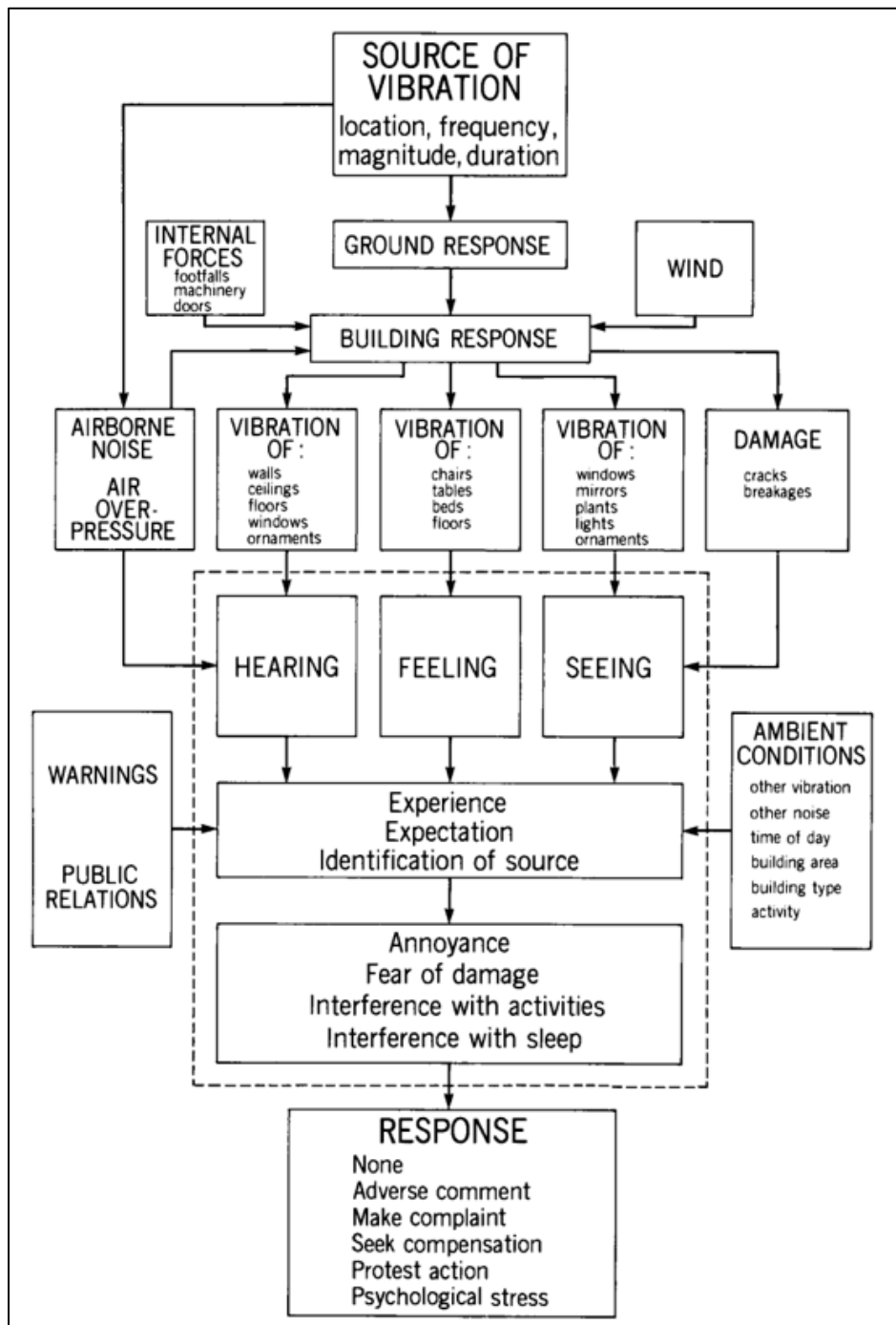


Figure 1: A comprehensive model demonstrating the complex interactions that are affecting the human response to the building vibration. (Adapted from Griffin, 1990).

The key reason for this has been the huge difficulty in gathering reliable data that links in a quantifiable manner the floor vertical vibration and cognitive ability. In principle, the best way to gather this kind of data is to rely on data from real buildings. This provides excellent practical validity, but also brings three serious shortcomings:

1. Limited scope: data collection relies on questionnaires, the highly qualitative results of which have limited scope and accuracy, especially if vibrations (or their effects) are subconscious;
2. Limited access: getting access to buildings and occupants for objective data collection is challenging. Hence, quantitative measurement of physiological and psychological effects in real buildings is all but impossible due to legal and logistical problems;
3. No control: critically, there is no control over the motion characteristics and environmental conditions, so the effects of a wide range of different human stressor in buildings conditions (e.g. sound, light, temperature, humidity) cannot be untangled and explored systematically.

This study addresses some of these limitations by using strictly controlled laboratory studies to measure not only *perception* but also the *effects* of vertical floor vibration on the *cognition* of test subjects acting as office workers.

Description of VSimulator research facility at Exeter University, UK

The new and worldwide unique VSimulator research facility at the University of Exeter, UK is central to this work (Figure 2).



Figure 2: VSimulator rigid platform within an 8 m cube purposely built to accommodate the facility built by The University of Exeter at Exeter Science Park.

The US\$7m+ VSimulator opened in 2022, after five years of development. It provided, for the first time, the opportunity to objectively and systematically carry out a pilot study of the vertical floor vibration *effects* on human cognition with unprecedented levels of realism and control.

VSimulator is a 3.5-tonne electro-mechanical device featuring a 3.7 m by 3.7 m platform that can move as a 'rigid' body in six fully controllable degrees of freedom (three translations and three rotations). The platform can support a payload of 1 tonne. It can replicate the measured acceleration of real-life floors with a very high level of fidelity (Figure 3) which was important for the design of this particular pilot study.

Description of pilot tests on VSimulator

Cognitive work performance was assessed objectively by the *visual search* (VS) and *Stroop* (S) tests.

The visual search test (Treisman & Gelade, 1980), is a psychological task used to assess an individual's ability to locate a target stimulus (a single inverted T letter in this particular case) among a set of many distracting elements (T letters).

The Stroop test is a venerable procedure (Stroop, 1935) that measures cognitive control and the ability to manage interference between competing mental processes. In the Stroop tests respondents name the colour in which words describing a colour are printed. This is made difficult when, for example, the word 'blue' is printed in red ink, because the process of reading words is highly automated.

The tests were executed on a computer by developing a code in the visual interactive software PsychoPy v2020 (Peirce et al., 2019). These two cognitive tests were chosen after Heshmati (2022) tested various cognitive procedures and found these were the most sensitive to the effects of horizontal-only vibration mimicking the sway of tall buildings.

Floor vibration was simulated in the dominant vertical direction only, as appropriate. The test aimed to establish the effects of as realistic as possible floor vibrations of the kind that could be classified subjectively as 'lively'. These vibration levels were very much within the limits acceptable by standards and design guidelines with only very rare excursions above the codified vibration limit, which happens for whatever reason in reality as well. The vertical vibration signals were curated from a database of long-term vibration monitoring records of many problematic but operational building floors investigated over the years by the authors of this paper.

To simulate a realistic office floor scenario, the total test was relatively long, exactly 112 minutes. The test was divided into three periods (Table 1) featuring three or two 12-minute blocks of activity, separated by two rest periods.

Table 1:Sequencing of activities during a typical 112-minute test.

Time since start of the test [minutes]	Duration [minutes]	Period	Activity
0-12	12	1	Block 1
12-24	12		Block 2
24-36	12		Block 3
36-44	8	Rest	
44-56	12	2	Block 4
56-68	12		Block 5
68-80	12		Block 6
80-88	8	Rest	
88-100	12	3	Block 7
100-112	12		Block 8

Each 12-minute block of activity was structured as shown in Table 2.

Table 2:Sequencing of activities during each 12-minute Block (from A to H) of activity.

Time since start of the activity block [minutes]	Duration [minutes]	Activity
0-1	1	Reading instruction on the computer screen
1-5	4	Doing randomised VS or S tests
5-7	2	Subjective questionnaire about the experience in the just done VS/S test
7-11	4	Doing randomised VS or S tests
11-12	1	Subjective questionnaire about the experience in the just done VS/S test

Seven of the eight blocks of activity shown in Table 1 were randomly sequenced. Each block consisted of 240 s long realistic acceleration time history of the kind that millions of people experience daily if they work on a *lively* office floor. The other block was with no vibration whatsoever, but the appearance of this block was randomised and test subjects did not know when this block happened in the randomised sequence of eight blocks. Figure 3 shows the test setup with six workstations and the first group of six test subjects. The VS and S tests were also randomised so each test subject was doing a different problem at each point in time.

**Figure 3:** Left – ‘Office’ setup with six computer workstations. Right – six test subjects perform a 112-minute test.

The VSimulator platform was moving only vertically like a rigid body, so a typical acceleration time history experienced by all test subjects during a 240 s VS or S test is shown

in Figure 4. Only results from the VS tests are presented as pilot data in the remainder of the paper.

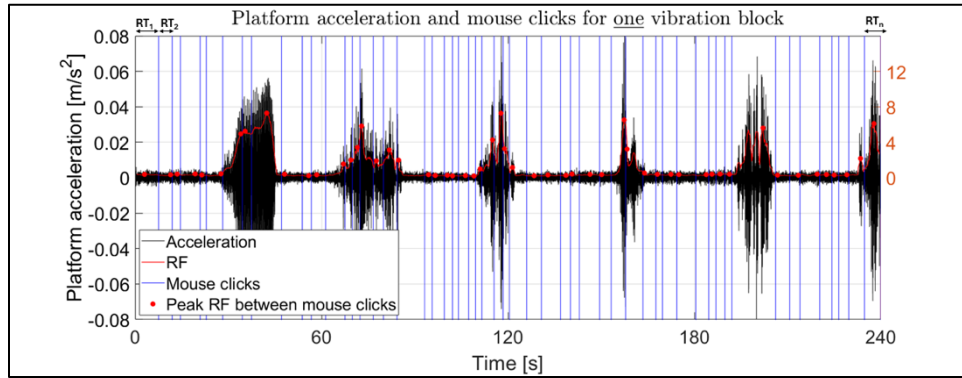


Figure 4: Typical acceleration time history experienced by all test subjects during a single 4-minute activity mentioned in Table 2.

In particular, the vertical blue lines in Figure 4 indicate the points in time when specifically the VS test click happened for a particular human test subject. The times between the two subsequent answers were recorded as the i^{th} response time (RT_i) statistical variable where i goes from 1 to n where n is the total number of answers made by the test subject in 240 s. The red dots indicate the maximum transient vibration value of MTVV (International Organization for Standardization, 1989) divided by 0.005 m/s^2 . This is how the so-called response factor (RF), shown on the right vertical axis, is calculated. RF shows how many times is the largest 1 s root-mean-square (RMS) acceleration, expressed in m/s^2 , greater than 0.005 m/s^2 RMS vibration baseline defined by International Organization for Standardization (1989). For offices, RF should be less than 4 at any time, whereas some design guidelines are less stringent allowing $\text{RF} < 8$. It can be seen in Figure 4 that RF was always less than 8 during this particular test. This confirms that the levels of vibration were realistic and what could be experienced in a normal office supported by a lively floor.

For the time-domain data in Figure 4, Figure 5 shows a relationship between the score in the VS test (the time between two subsequent answers, in which longer times RT_i indicate a more effortful search) and the maximum 1 s RF experienced by the test subject between those two answers. There is a statistically significant positive correlation between the maximum 1 s RFs and VS test scores. In other words, the more the floor was vibrating after the previous and before the subsequent finding was made, the test subject needed more time to make the subsequent finding of the inverted T letter surrounded by T letters.

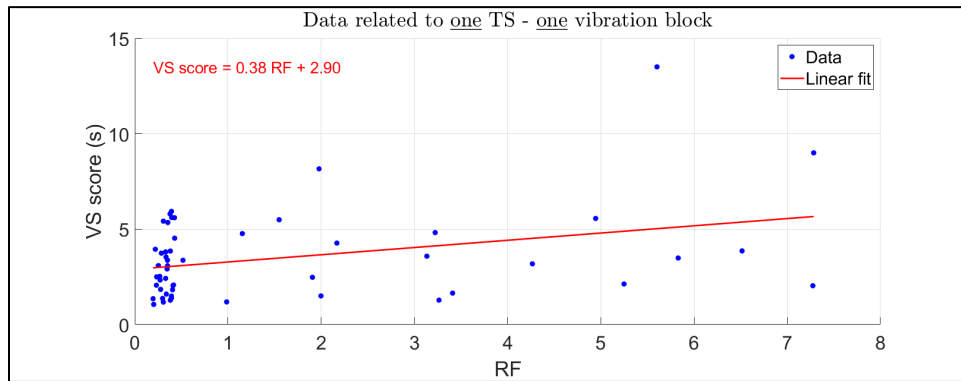


Figure 5: Statistically significant positive correlation between RF and VS score based on 240 s data in Figure 3. A total of 53 samples with p-value less than 0.01.

A complete VS score vs. RF data set for this particular test subject pertinent to the whole 112-minute testing is shown in Figure 6.

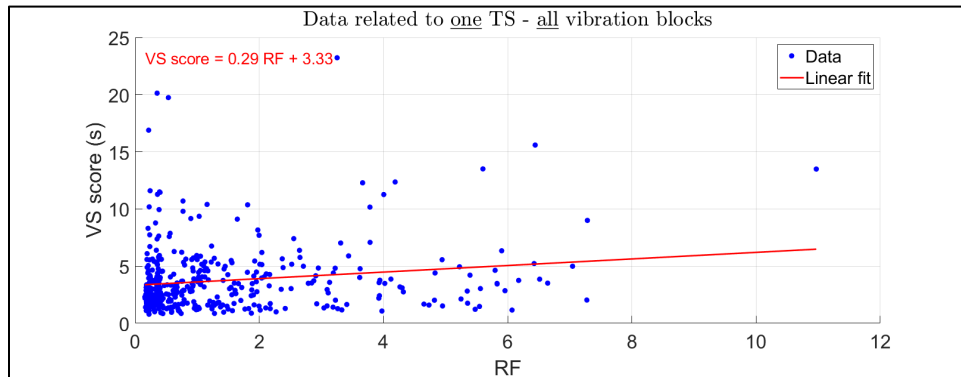


Figure 6: Statistically significant positive correlation between RF and VS scores based on all eight data blocks and complete 112-minute test for the same test subject with their partial data shown in Figures 4 and 5. A total of 403 samples with p-value less than 0.01.

A total of 12 test subjects participated in two groups of six, each doing the 112-minute testing exposed to the same sequence of vibration but doing different tests during the 240 s vibration blocks. The two groups had different sequences of the eight vibration blocks. Depending on their speed of finding the inverted T letter within the given 240 s period, a different number of answers (each resulting in a pair of RF and VS score values) was generated by different test subjects. Also, for each test subject, each 240 s period resulted in a different number of RF and VS score pairs. However, each test subject did the same number of eight VS and eight S tests.

For all VS tests, a statistical analysis of data for each test subject revealed a similar trend as shown in Figures 5 and 6: statistically significant positive correlation between maximum 1 s RF and the length of time to find the answer. In total, 4241 data points were statistically analysed across all 12 test subjects and the results are shown in Figure 7.

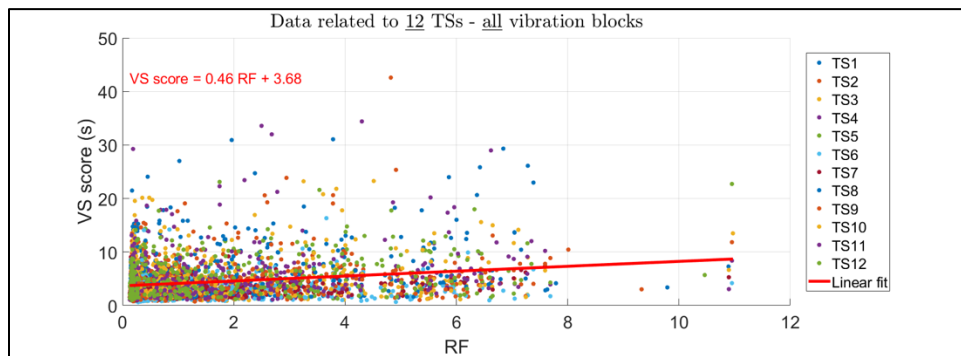


Figure 7: Statistically significant positive correlation between maximum 1 s RF and VS scores based on all 12 test subjects during the pilot testing. A total of 4241 samples with p-value considerably less than 0.001.

The observed relationship between maximum 1 s RF and VS scores in Figure 7 is not likely to be due to random chance as the p-value was well below 0.001. Looking at the linear regression model (red line) representing the observed data, it does appear that the VS score increased considerably when the level of vibration was greater. In other words, as the test subjects needed more time to find the correct answer during the VS test, the increased level of vibration which caused this effect harmed their cognitive ability. For RF=0 floor vibrations are imperceptible of course and the predicted VS score value is 3.68 s which is the average time to find an answer when vibrations are not perceptible. However, for the upper limit of RF=8 for office floors, the model predicts 7.36 s, which is twice as long, quite revealing and the key finding of this pilot study.

CONCLUSION

The pioneering pilot data gathered in VSimulator indicate that increasing the vertical floor vibration had a considerable effect on the scores from the visual search test. The affected scores indicate a potentially significant reduction in the cognitive performance of the test subjects with the increasing level of floor vibration. Specifically, the following two conclusions could be made based on the pilot data:

1. A binary pass-fail criterion, used until now by structural engineers to design floors, may be fundamentally flawed. This is because the VSimulator tests demonstrated that any level of *perceptible* floor vibration can increase the thinking time to complete the task, indicating reduced cognitive performance.
2. Frequently occurring perceptible but - according to design guidelines - 'acceptable' vibration levels will render longer periods when the cognitive ability of the floor occupants is reduced. This, in turn, may mean that 'acceptable' but frequently occurring floor vibration can harm the productivity of office workers more than the same levels of vibration less frequently occurring.

ACKNOWLEDGMENT

The authors would like to acknowledge financial support from The Tyrens Group, an independent engineering and design consultancy group dedicated to sustainable solutions and customer value, and in-kind support from Full Scale Dynamics Ltd.

REFERENCES

- Murray, T. M., Allen, D. E., Ungar, E. E. and Davis, D. B. (2016). Vibrations of Steel-Framed Structural Systems Due to Human Activity. Design Guide 11. Second Edition. American Institute of Steel Construction.
- BSI. (1992). Guide to Evaluation of human exposure to vibration in buildings (1 Hz to 80 Hz). BS 6472:1992. British Standards Institution.
- Buxton, P. (2016). How far can you go? The RIBA Journal. 12 May 2016. <https://www.ribaj.com/intelligence/how-far-can-you-go> accessed 26 September 2024.
- Heshmati, K. (2022). Acceptability of wind-induced vibrations in tall buildings' office environments. PhD Thesis. University of Bath
- International Organization for Standardization. (1989). Evaluation of human exposure to whole-body vibration – Part 2: Continuous and shock-induced vibration in buildings (1 to 80Hz). ISO 2631-2:1989(E). First edition 1989-02-15
- International Organization for Standardization. (2007). Bases for design of structures – Serviceability of buildings and walkways against vibrations. ISO 10137:2007(E). Second edition 2007-11-15.
- Peirce, J. W., Gray, J. R., Simpson, S., MacAskill, M. R., Höchenberger, R., Sogo, H., Kastman, E., Lindeløv, J. (2019). PsychoPy2: experiments in behavior made easy. Behavior Research Methods. <https://doi.org/10.3758/s13428-018-01193-y>.
- Pavic, A. (2019). Results of IStructE 2015 survey of practitioners on vibration serviceability. SECED Conference, 9-10 September, London, UK.
- Pavic, A. and Reynolds, P. (2002) Vibration serviceability of long-span concrete building floors. Part 1: Review of background information. The Shock and Vibration Digest, 34(3), pp. 191-211
- Stroop, J. R. (1935). Studies of interference in serial verbal reactions. Journal of experimental psychology, 18 (6), 643.
- Treisman, A., & Gelade, G. (1980). A feature-integration theory of attention. Cognitive Psychology, 12, 97-136.
- Wong, M. W. Y and Wesolowsky, M. J. (2019). Why is my coffee cup rattling: A reassessment of the office vibration criterion. 37th International Modal Analysis Conference (IMAC XXXVII), 28-31 January, Orlando, USA.
- UNEP. (2017). As buildings and construction sector grows, time running out to cut energy use and meet Paris climate goals. United Nations Environmental Programme (UNEP). Press Release, 17 December. <https://www.unep.org/news-and-stories/press-release/buildings-and-construction-sector-grows-time-running-out-cut-energy> accessed 26 September 2026.